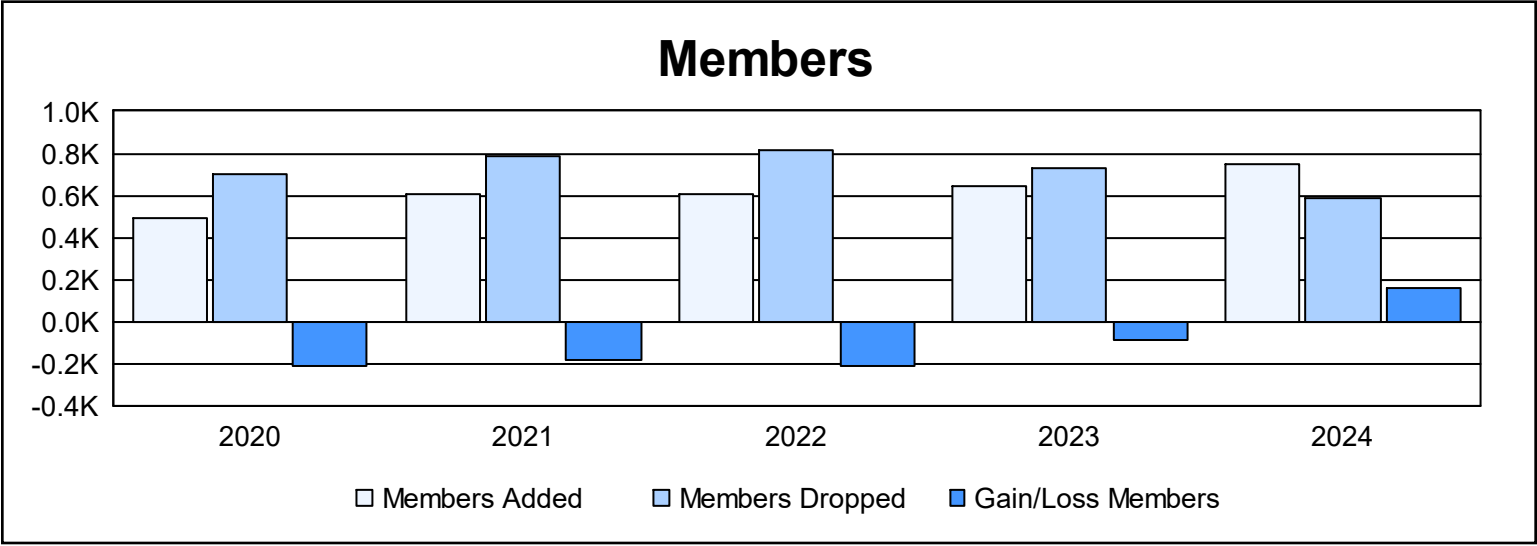
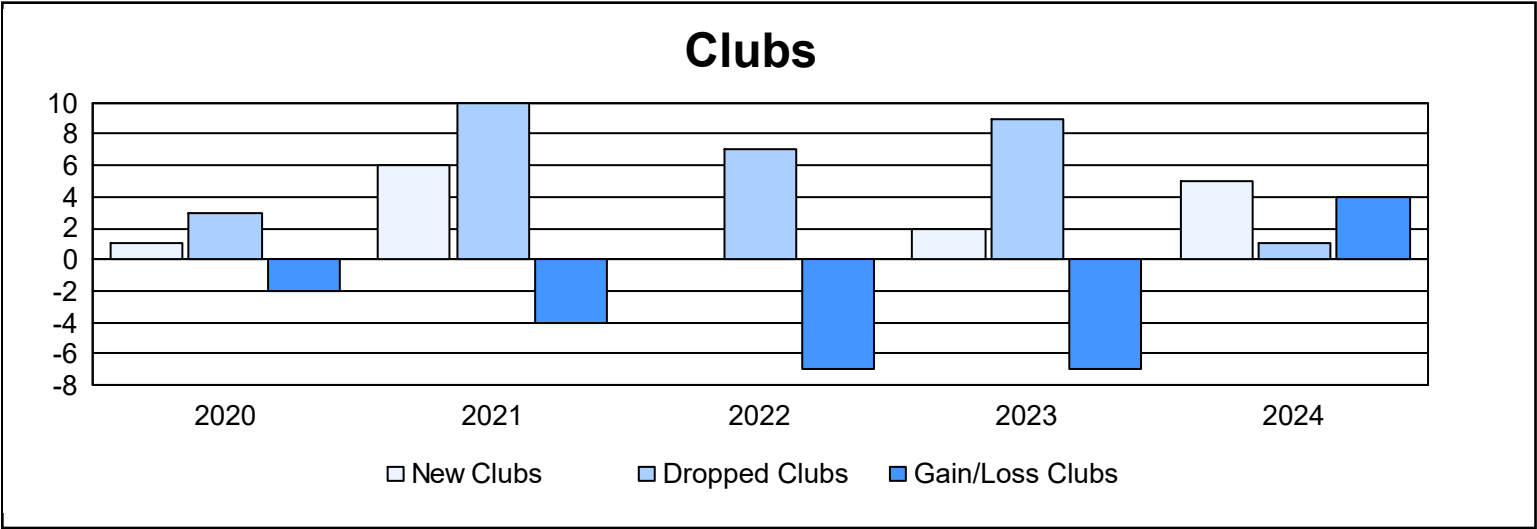
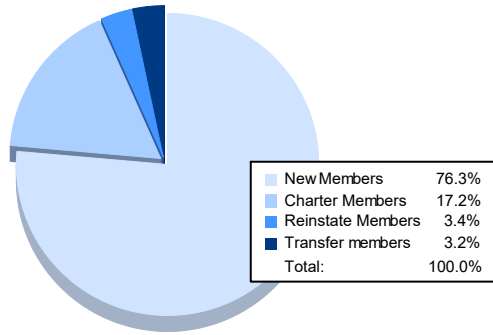


Year	New Clubs	Dropped Clubs	Gain/ Loss Clubs	New Members	Charter Members	Reinstate Members	Transfer Members	Total Member Added	Total Members Dropped	Gain/ Loss Members
2019-2020	1	3	-2	396	36	25	33	490	701	-211
2020-2021	6	10	-4	387	166	17	36	606	788	-182
2021-2022	0	7	-7	538	6	38	26	608	819	-211
2022-2023	2	9	-7	460	78	63	38	639	728	-89
2023-2024	5	1	4	569	128	25	24	746	583	163
Average	3	6	-3	470	83	34	31	618	724	-106



### Membership Composition June 2024 Cumulative



### Gender Composition June 2024 Cumulative

